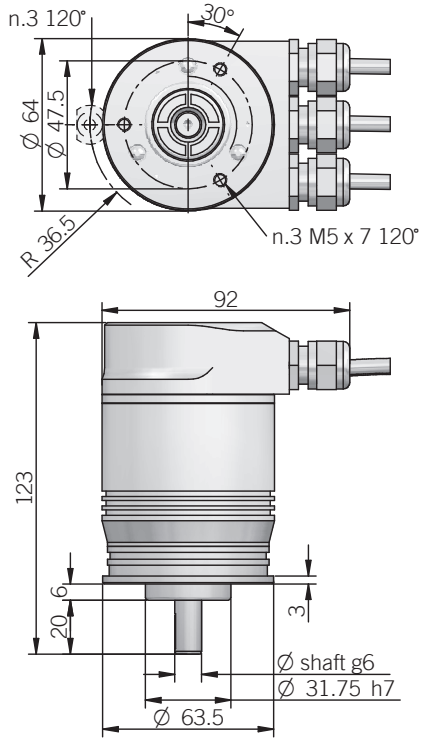




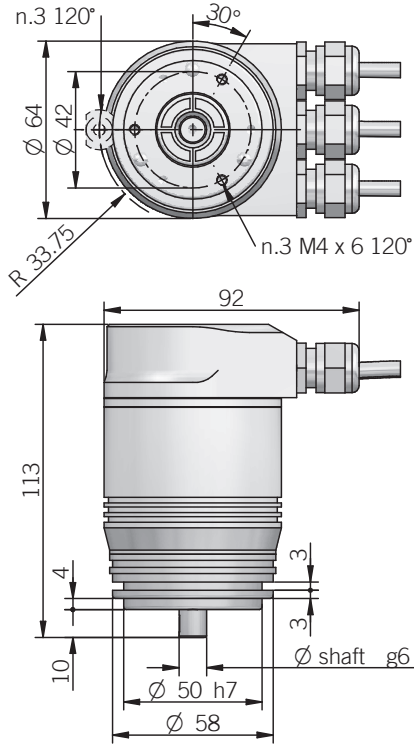
## EAM 63 A

fixing clamps not included

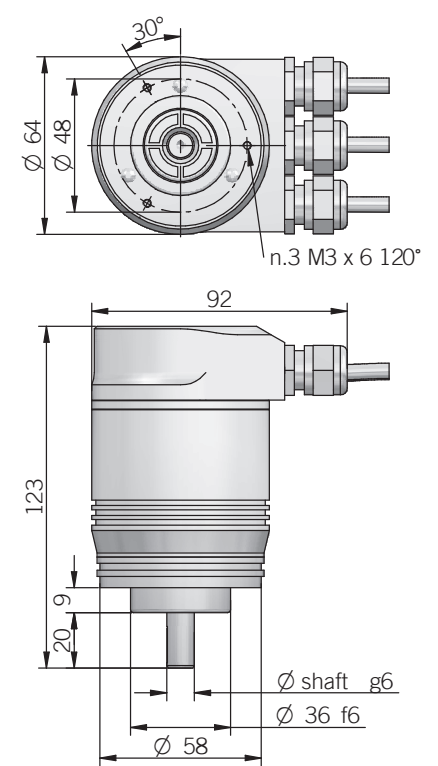


## EAM 58 B

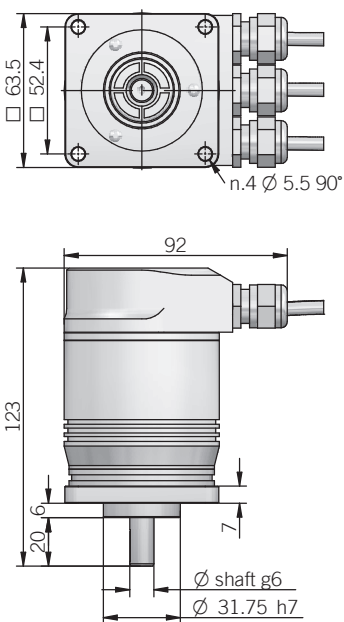
fixing clamps not included



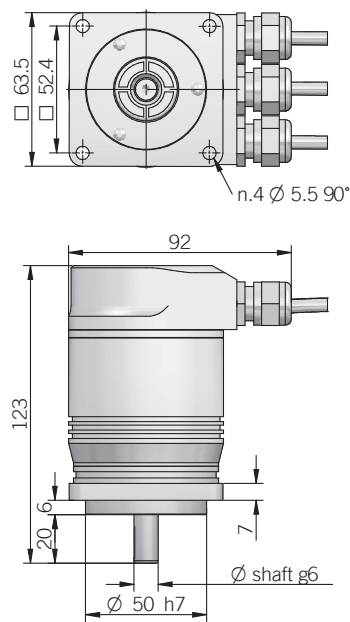
## EAM 58 C



## EAM 63 D



## EAM 63 E





## ELECTRICAL SPECIFICATIONS

<b>Multiturn resolution</b>	1 ... 4096 turns <i>programmable during commissioning</i>
<b>Singleturn resolution</b>	2 ... 4096 / 2 ... 8192 ppr <i>programmable during commissioning</i>
<b>Power supply</b>	12/28 = 11,4 ... 29,4 V DC
<b>Current consumption without load</b>	300 mA
<b>Output type</b>	RS 485 galvanically isolated
<b>Max bus frequency</b>	12 Mbaud
<b>Diagnostic features</b>	frequency warning position warning / alarm <i>please refer to installation guide for more informations</i>
<b>Max frequency</b>	25 kHz LSB
<b>Accuracy</b>	± 1/2 LSB
<b>Counting direction</b>	programmable during commissioning
<b>Start-up time</b>	500 ms
<b>Electromagnetic compatibility</b>	IEC 61000-6-2 IEC 61000-6-4

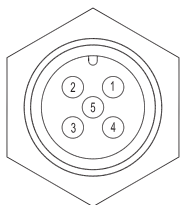
## MECHANICAL SPECIFICATIONS

<b>Shaft diameter</b>	ø 6 / 9,52 (3/8") / 10 mm
<b>Enclosure rating</b>	X = IP 54 (IEC 60529) S = IP 66 (IEC 60529)
<b>Max rotation speed</b>	3000 rpm (IP 66) 6000 rpm (IP 54)
<b>Max shaft load</b>	10 N axial / 20 N radial with ø6 shaft 100 N axial / radial
<b>Shock</b>	50 G, 11 ms (IEC 60068-2-27)
<b>Vibration</b>	10 G, 10 ... 2000 Hz (IEC 60068-2-6)
<b>Moment of inertia</b>	1,5 x 10 <sup>-6</sup> kgm <sup>2</sup>
<b>Starting torque</b>	< 0,02 Nm (IP 54) < 0,06 Nm (IP 66)
<b>Body material</b>	EN-AW 2011 aluminum
<b>Shaft material</b>	1.4305 / AISI 303 stainless steel
<b>Housing material</b>	painted aluminium
<b>Bearings</b>	2 ball bearings
<b>Bearings life</b>	10 <sup>9</sup> revolutions
<b>Operating temperature</b>	0° ... +60°C (+32° ... +140°F)
<b>Storage temperature</b>	-15° ... +70°C (+5° ... +158°F)
<b>Weight</b>	650 g (22,93 oz)

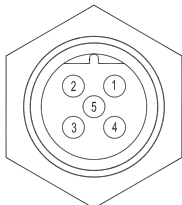
## CONNECTIONS

Function	S3 connector 5-pin (power supply)	S3 connector 5-pin (line out)	S3 connector 5-pin (line in)
+ Vdc	2		
0 Volt	4		
signal A (out)		2	
signal B (out)		4	
signal A (in)			2
signal A (in)			4

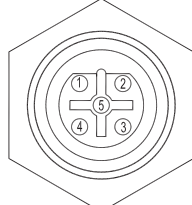
S3 connector  
(M12 5 pins A coded)  
power supply  
view solder side FV



S3 connector  
(M12 5 pins B coded)  
line out  
view solder side FV



S3 connector  
(M12 5 pins B coded)  
line in  
view solder side MV



## ACCESSORIES

set n.3 fixing clamps for model 58 B - 63 A  
P/N 94080001

