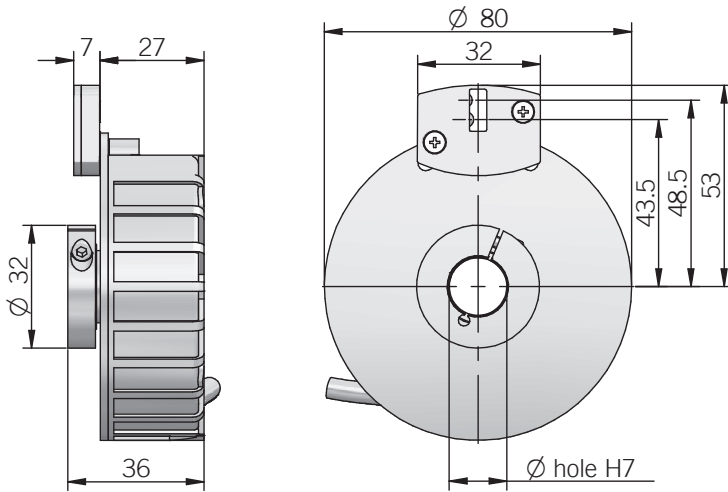


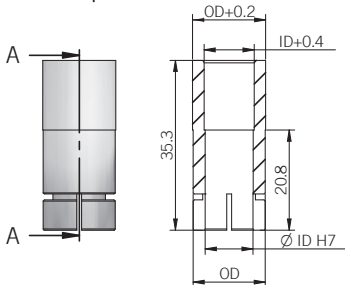
EH 80 PU



dimensions in mm

ACCESSORIES

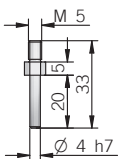
Shaft adapter



Description	P/N	ID (mm)	OD (mm)
Shaft adapter 15/10	41890366	10	15
Shaft adapter 15/12	41890367	12	15
Shaft adapter 14/10	41890371	10	15
Shaft adapter 14/12	41890372	12	14

For further shaft adapter diameters please directly contact our offices

Antirotation pin



Description	P/N	Thread	HEX
Antirotation pin	23240008	M5	7

ELECTRICAL SPECIFICATIONS

Resolution	from 1000 to 2048 ppr
Power supply	4,5 ... 30 V DC (with reverse polarity protection)
Power draw without load	800 mW
Max load current	20 mA / channel
Output type*	line driver TTL/HTL with +5 Vdc power supply output is compatible with RS-422 levels
Max output frequency	105 kHz
Counting direction	A leads B clockwise (shaft view)
Electromagnetic compatibility	IEC 61000-6-2 IEC 61000-6-4

*output levels according to power supply, for further details please see under Technical basics section

MECHANICAL SPECIFICATIONS

Bore diameter	Ø 14 / 15 mm (10 / 12 mm with shaft adapter)
Enclosure rating	IP 54 (IEC 60529)
Max rotation speed	3000 rpm
Shock	50 G, 11 ms (IEC 60068-2-27)
Vibration	20 G, 10 ... 2000 Hz (IEC 60068-2-6)
Moment of inertia	4 x 10 ⁻⁶ kgm ²
Starting torque (at +20°C / +68°F)	< 0,04 Nm
Body material	PA66 glass fiber reinforced
Shaft material	1.4305 / AISI 303 stainless steel
Housing material	PA66 glass fiber reinforced
Bearings	2 ball bearings
Bearings life	10 ⁹ revolutions
Operating temperature	-20° ... +85°C (-4° ... +185°F)
Storage temperature	-25° ... +85°C (-13° ... +185°F)
Fixing torque for collar clamping	1 Nm recommended
Weight	250 g (8,82 oz)

CONNECTIONS

Function	Cable output Line driver
+V DC	red
0 V	black
Ch. A	green
Ch. A-	gray or brown
Ch. B	yellow
Ch. B-	orange
Ch. Z	blue
Ch. Z-	white
⊥	shield