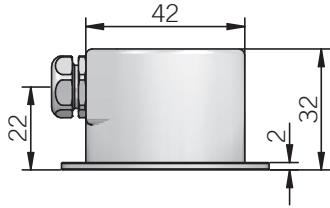
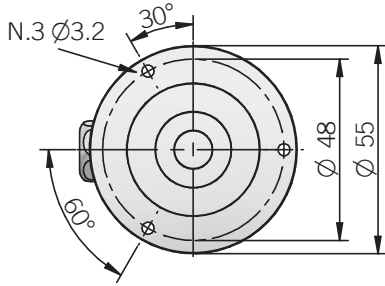
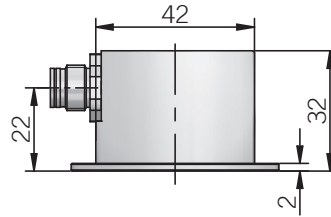
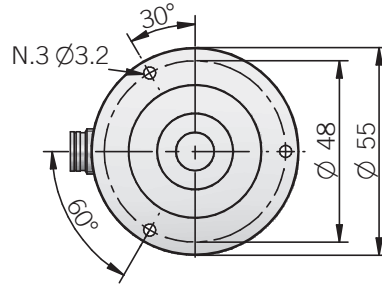
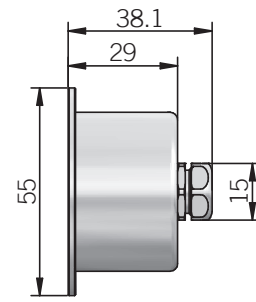
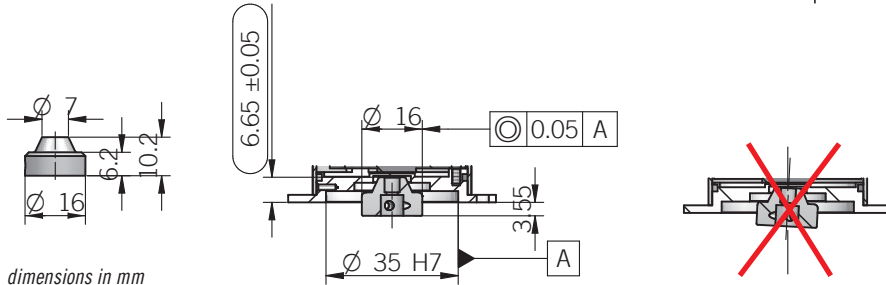
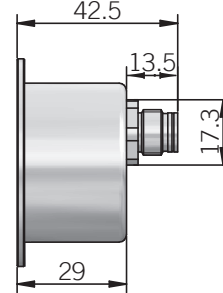


EMI 55 radial cable output

EMI 55 radial M12 output

EMI 55 axial cable output

EMI 55 axial M12 output


dimensions in mm

ELECTRICAL SPECIFICATIONS

Resolution	from 2 to 2048 ppr
Power supply	5 = 4,5 ... 5,5 V DC 5/28 = 4,75 ... 29,4 V DC 8/24 = 7,6 ... 25,2 V DC (reverse polarity protection)
Power draw without load	800 mW max
Max load current	15 mA / channel
Output type*	push-pull / line driver
Max output frequency	205 kHz
Counting direction	A leads B clockwise (magnet-actuator view)
Accuracy	± 0,35° typical / ± 0,50° max
Electromagnetic compatibility	IEC 61000-6-2 IEC 61000-6-4

*output levels according to power supply, for further details please see under Technical basics section

CONNECTIONS

Function	Cable output	5 pin M12 output Push-pull	8 pin M12 output Line Driver
0 Volt	black	4	1
+V DC	red	2	7
Ch. A	green	3	6
Ch. B	yellow	1	4
Ch. Z	blue	5	2
Ch. A-	brown	/	5
Ch. B-	orange	/	3
Ch. Z-	white	/	8
⊥	shield	housing	housing

MECHANICAL SPECIFICATIONS

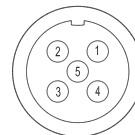
Bore diameter (magnet-actuator)	∅ 6 / 8 / 9,52 (3/8") / 10 mm
Enclosure rating	X = IP 64 (IEC 60529) S = IP 67 (IEC 60529)
Max rotation speed	10000 rpm
Shock	50 G, 11 ms (IEC 60068-2-27)
Vibration	10 G, 10 ... 2000 Hz (IEC 60068-2-6)
Moment of inertia (magnet actuator)	0,1 x 10 ⁻⁶ kgm ²
Body material	EN-AW 2011 aluminum
Housing material	EN-AW 2011 aluminum
Magnet-actuator material	EN-AW 2011 aluminum
Operating temperature	-40°... +125°C (-40°... +257°F) (only for 5 V DC) -40°... +100°C (-40°... +212°F)
Storage temperature	-40°... +125°C (-40°... +257°F)
Weight	150 g (5,29 oz)
Magnet actuator mounting tolerances (to get best electrical performances)	± 0,2 mm (axial) ± 0,1 mm (radial)

RESOLUTIONS

2 - 4 - 8 - 10 - 16 - 20 - 32 - 40 - 64 - 80 - 100 - 125 - 128 - 200 - 250 - 256 - 400 - 500 - 512 - 1024 - 2048

please directly contact our offices for other pulses

M12 connector (5 pin)
M12 A coded
solder side view FV



M12 connector (8 pin)
M12 A coded
solder side view FV

